

SmartArt Project

VLE User Manual



S M A R T
art

Implementation Manual of activities in the VLE
Erasmus+ 2019-1-ES01-KA204-
065615 Project

Co-funded by the
Erasmus+ Programme
of the European Union



**UNIVERSIDAD
DE BURGOS**



Co-funded by the
Erasmus+ Programme
of the European Union



Authors:

Manual

PhD. María Consuelo Sáiz Manzanares and Mr. Adrian Arnaiz Rodríguez

University of Burgos

VLE Design

Bjaland

Translation reviewer

PhD. Sandra Rodríguez Arribas



Self-Regulated Learning in SmartArt reference 2019-1-ES01-KA204-095615, is co-financed by the European Union's Erasmus+ programme, line KA2 Strategic Partnerships-Adult Education. The content of the publication is responsibility of the authors. Neither the European Commission nor the Spanish Service for the Internationalization of Education (SEPIE) is responsible for the use that may be made of the information disseminated herein



smartart
smartart
smartartproject



S M A R T
art



SmartART researches the design and implementation of tools to facilitate the adult learning of Art History integrating Industry 4.0 resources and Machine Learning techniques.

smartart.eu



Universidad de Murcia



Universidad de Oviedo
University of Oviedo



PARAGON
EUROPE

BJÄLAND
UNIVERSITY OF ARTS



Universidad de Valladolid



Co-funded by the
Erasmus+ Programme
of the European Union

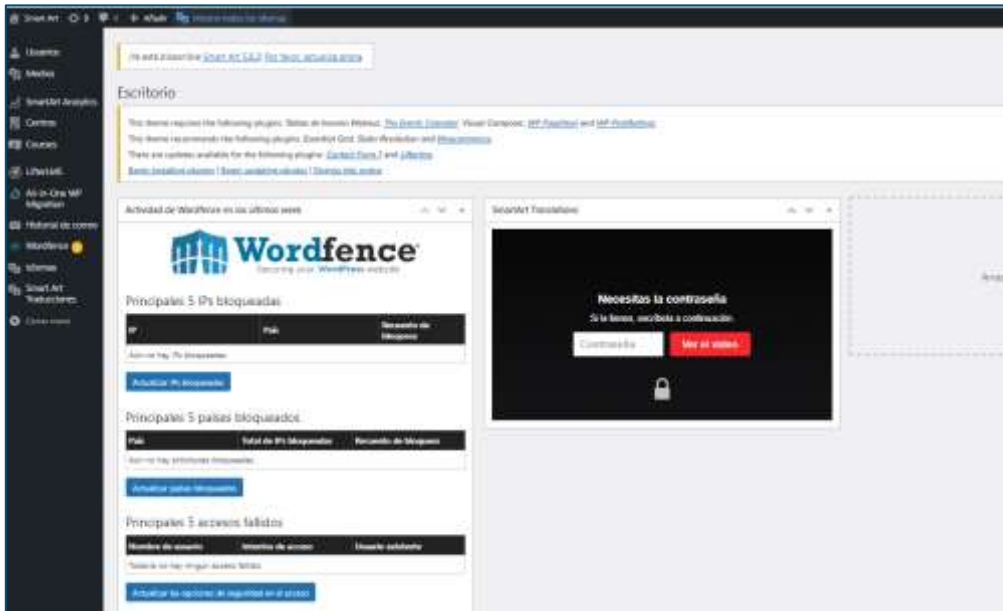
VLE User Manual

SmartArt Activities Tutorial

1. How the SmartArt e-learning platform has been realised	5
1.1. Users.....	5
1.2. Media	7
1.3 Learning Analytics.....	7
1.4. Centres	8
1.5. Courses	12
1.6. Mail history	13
1.7. Languages.....	13
2. Working within a course.....	14
2.1. An example.....	20
Relate images	21
Image sequence.....	22
Fill in the gaps.....	23
Sort columns.....	24
Crossword.....	26
Avatar.....	26
2.2. Functionalities in a created course.....	27
Relate images	27
The student can relate images with the help of an avatar.....	27
Preguntas de verdadero-falso	28
Sort columns.....	29
Crossword.....	31
Progress bar.....	31
Further information	33

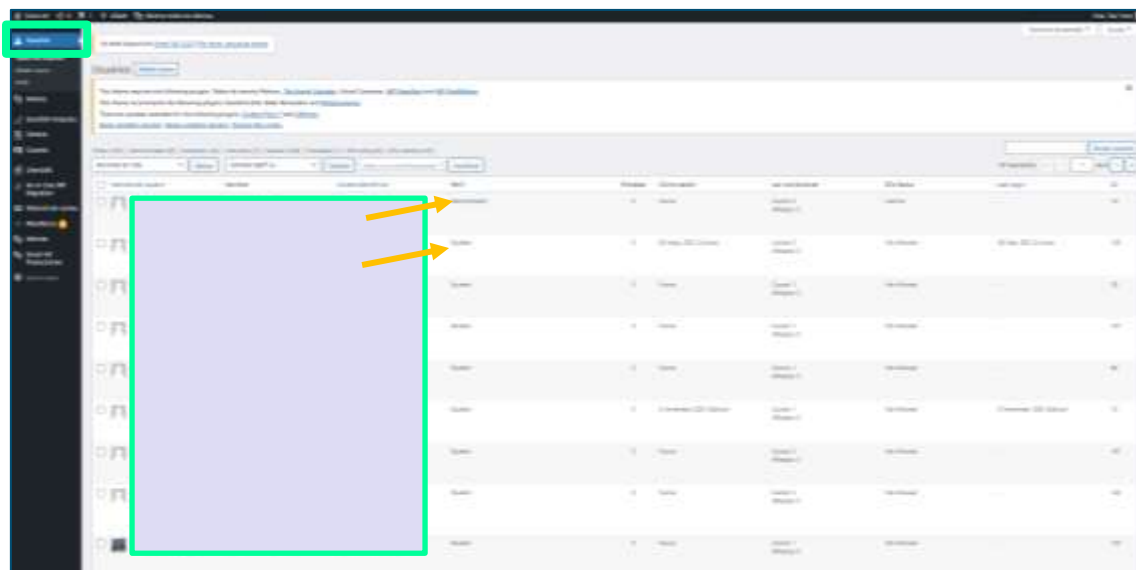
1. How the SmartArt e-learning platform has been realised

SmartArt has been developed within the framework of WordPress.



1.1. Users

In the users section, from the Administrator profile, different users can be enrolled in different courses generated within the platform, these users can have different profiles (administrator, student, subscriber, etc.).



To create a new user, we have to include a user name, email, and some personal data. The system generates a password which is sent to the user by email and can be modified if desired.

Smart Art - Añadir - Mostrar todos los idiomas

Usuarios

Título del contenido

Añadir nuevo

Perfil

Medios

SmartArt Analytics

Cambios

Cursos

LMS/LMS

All-in-One WP Migration

Historial de cursos

Wordpress

Idiomas

Smart Art Traducciones

Configuración

¡No está disponible Smart Art 3.8.0! Por favor, actualice ahora

Añadir nuevo usuario

This theme requires the following plugins: Tablas de Noticias Noticias, The Events Calendar, Visual Composer (WP Visualizer) and WP-Facebook

This theme recommends the following plugins: Essential Grid, Slider Revolution and Bluecommerce

There are updates available for the following plugins: Contact Form 7 and Jetpack

Ver los instalados ahora | Ver los pendientes ahora | Ver los más recientes

Crear un nuevo usuario y añadirlo a este sitio

Nombre de usuario (obligatorio):

Correo electrónico (obligatorio):

Nombre:

Apellidos:

Web:

Idioma:

Contraseña:

Enviar aviso al usuario: Enviar al usuario nuevo un correo electrónico con información sobre su cuenta.

Perfil:

Campos de usuario

Usar campo WP default:

Smart Art - Perfil - Mostrar todos los idiomas

Usuarios

Título del contenido

Añadir nuevo

Perfil

Medios

SmartArt Analytics

Cambios

Cursos

LMS/LMS

All-in-One WP Migration

Historial de cursos

Wordpress

Idiomas

Smart Art Traducciones

Configuración

¡No está disponible Smart Art 3.8.0! Por favor, actualice ahora

Perfil

This theme requires the following plugins: Tablas de Noticias Noticias, The Events Calendar, Visual Composer (WP Visualizer) and WP-Facebook

This theme recommends the following plugins: Essential Grid, Slider Revolution and Bluecommerce

There are updates available for the following plugins: Contact Form 7 and Jetpack

Ver los instalados ahora | Ver los pendientes ahora | Ver los más recientes

Seleccione perfiles

Mostrar nombre: Mostrar el nombre de usuario en su perfil

Mostrar correo electrónico: Mostrar el correo electrónico en su perfil

Avatar de usuario: Añadir un avatar de usuario a su perfil (requiere un plugin de imágenes)

Nombre de usuario: Mostrar el nombre de usuario en su perfil

Nombre:

Apellido:

URL de perfil:

Avatar de usuario:

Nombre:

Apellido:

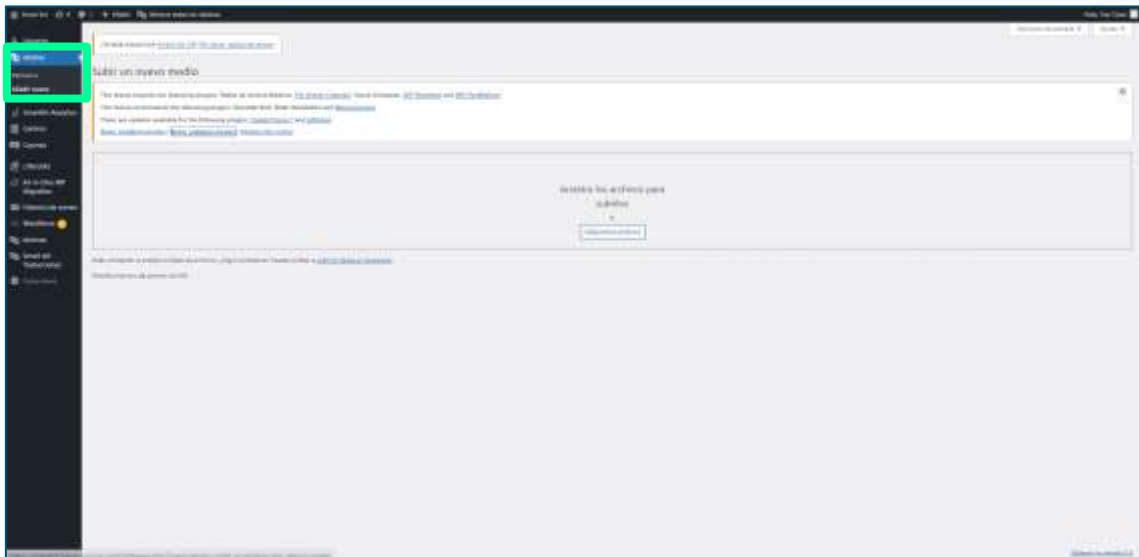
URL de perfil:

1.2. Media

Next, we come to the Media functionality, where we can work with resources (photos, documents...) that are already in the library or new ones that we want to include.



In the latter case, all you have to do is upload the images from your computer.



1.3 Learning Analytics

This section provides information about the users enrolled by centre. This information is displayed globally in the courses in which the user is enrolled and has access to all those published on the platform.

Smart Art 9 0 + Añadir Mostrar todos los idiomas

Global obtained points in Universidad de Valladolid: 0 puntos
Global clicks on Reader in Universidad de Valladolid: 0 times

Students who completed the full course

Universidad de Oviedo (5 students)

[Show students](#)

Enrolled active students (who have completed any lesson) in Universidad de Oviedo: 0 active users (0.00%)
Global completed lessons in Universidad de Oviedo: 0 lessons (0.00%)
Global completed Activities in Universidad de Oviedo: 0 activities (0.00%)
Global obtained points in Universidad de Oviedo: 0 puntos
Global clicks on Reader in Universidad de Oviedo: 0 times

Students who completed the full course

Universidad do Minho (5 students)

[Show students](#)

Enrolled active students (who have completed any lesson) in Universidad do Minho: 1 active users (20.00%)
Global completed lessons in Universidad do Minho: 3 lessons (0.00%)
Global completed Activities in Universidad do Minho: 0 activities (0.00%)
Global obtained points in Universidad do Minho: 0 puntos
Global clicks on Reader in Universidad do Minho: 3 times

Students who completed the full course

Universidad de Burgos (6 students)

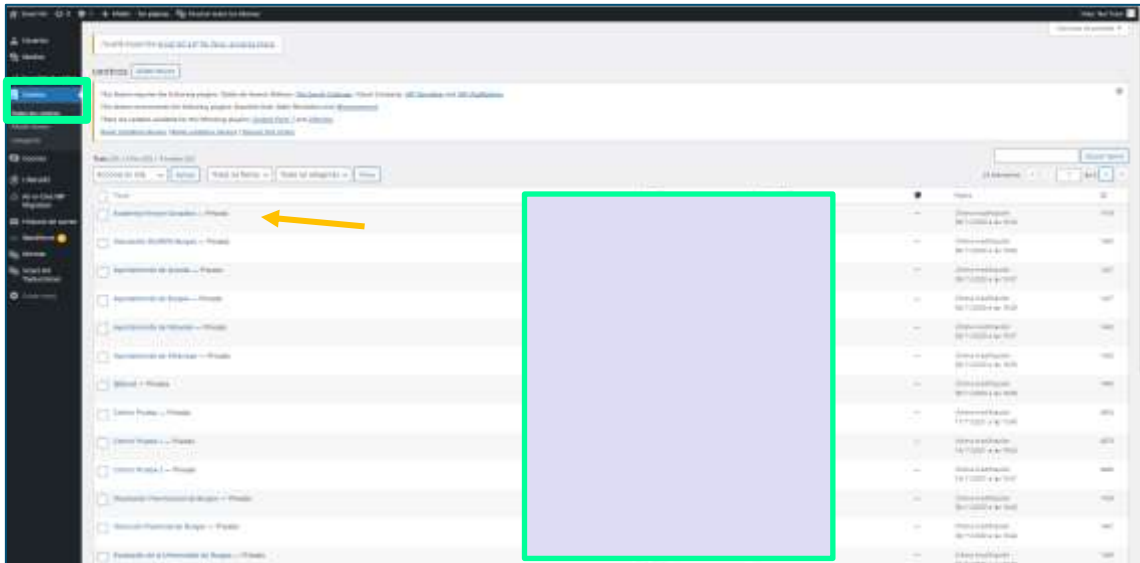
[Show students](#)

Enrolled active students (who have completed any lesson) in Universidad de Burgos: 1 active users (16.67%)
Global completed lessons in Universidad de Burgos: 2 lessons (0.11%)
Global completed Activities in Universidad de Burgos: 0 activities (0.00%)
Global obtained points in Universidad de Burgos: 0 puntos
Global clicks on Reader in Universidad de Burgos: 0 times

Students who completed the full course

1.4. Centres

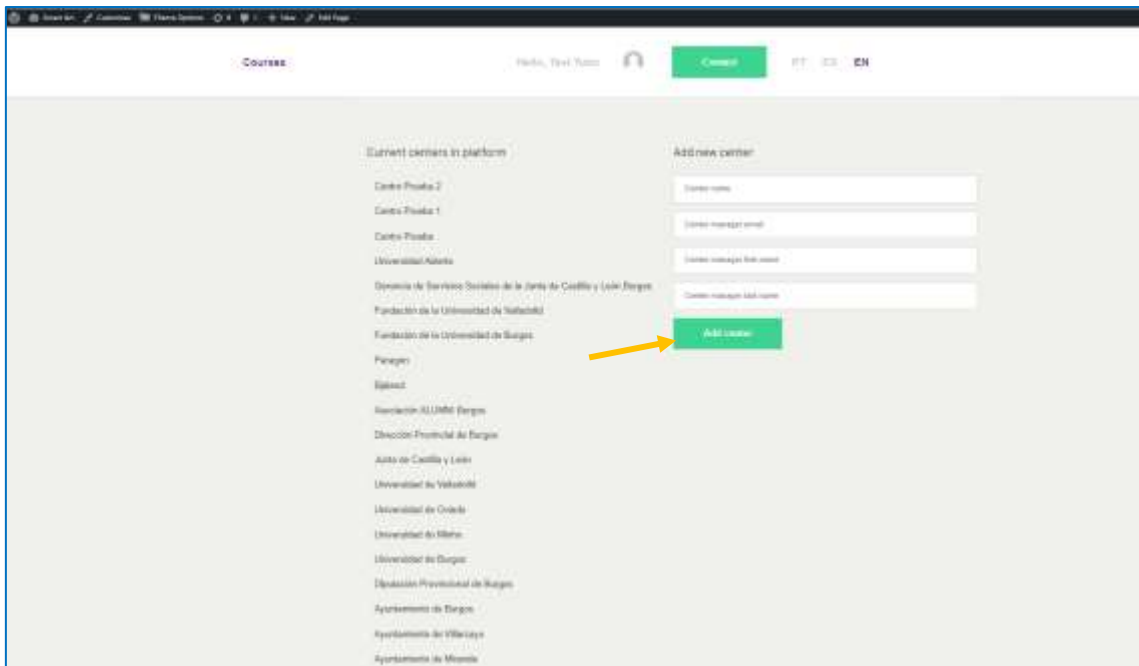
We can register different participating centres within the VLE. From there, we can study the progress of the several participants.



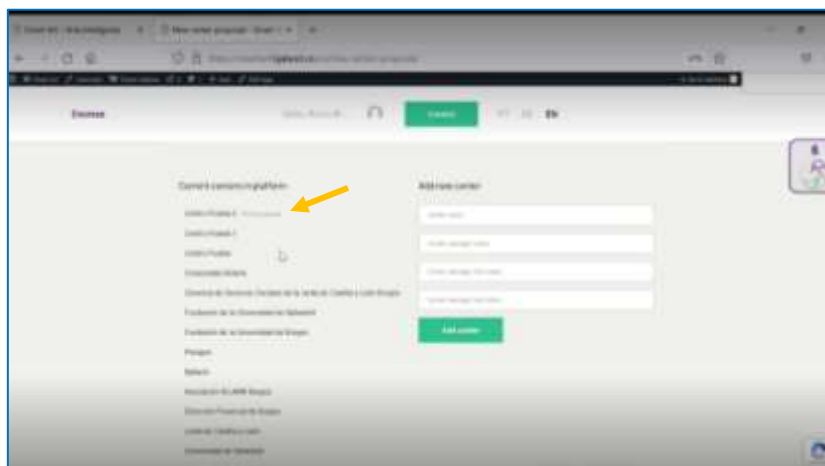
To add a new centre just go to add centre and register the new centre.



When registering the centre, the responsible person will receive the contract for data protection.



Once the process of inserting a new centre has been completed, the request will be pending approval for the data protection and confidentiality contract to be signed, a message will be sent to the email address included in the registration and the person in charge will have to approve the confidentiality agreement.



SmartArt collaboration

I am sending you a **collaboration proposal** on the SmartArt platform for your project Centro Prueba 2.
Please read the contract carefully and click on sign to create your new center

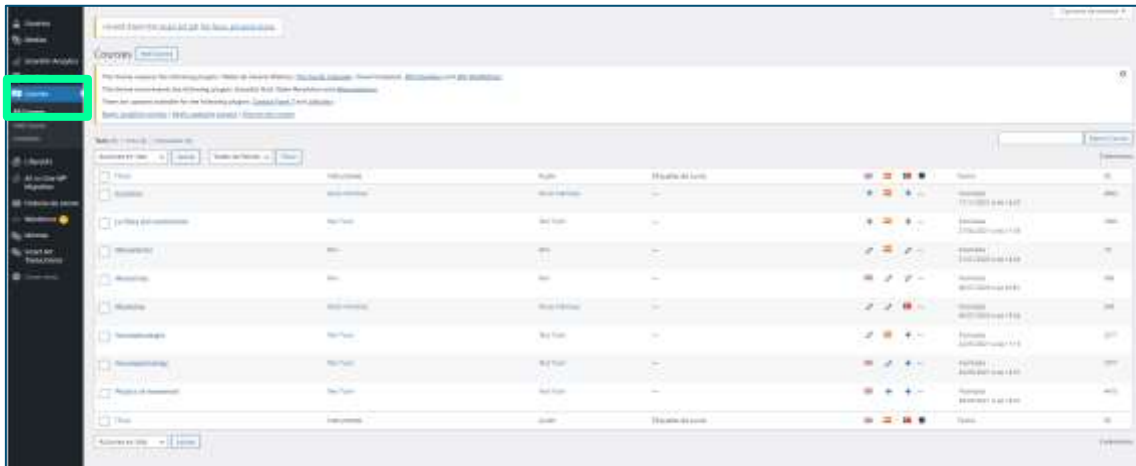
Review the contract

The centre then reviews the contract

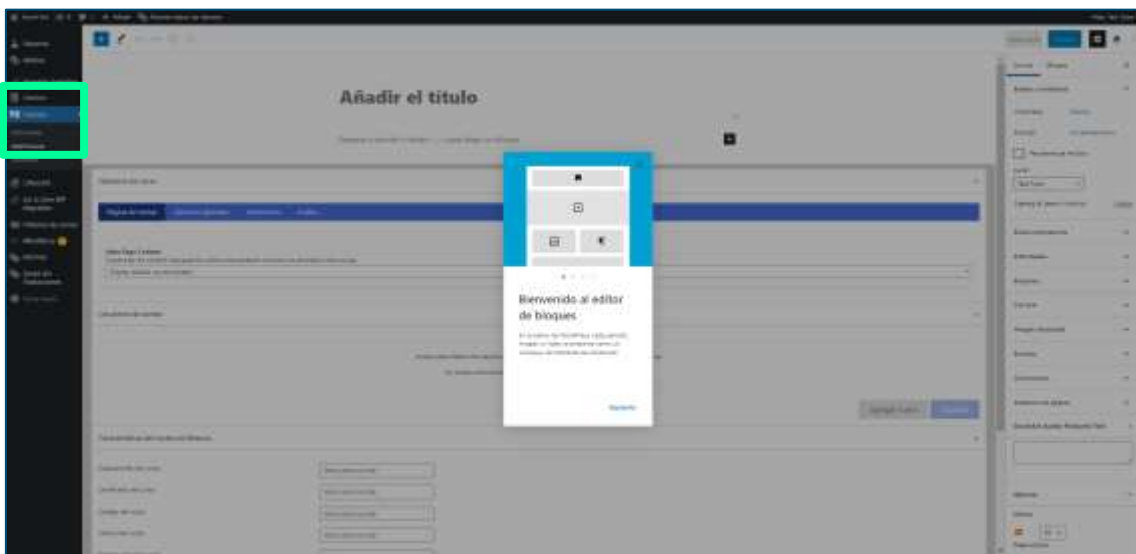
Once approved, the centre will receive an approval message and will be able to create courses and assign different roles to participants from that centre.

1.5. Courses

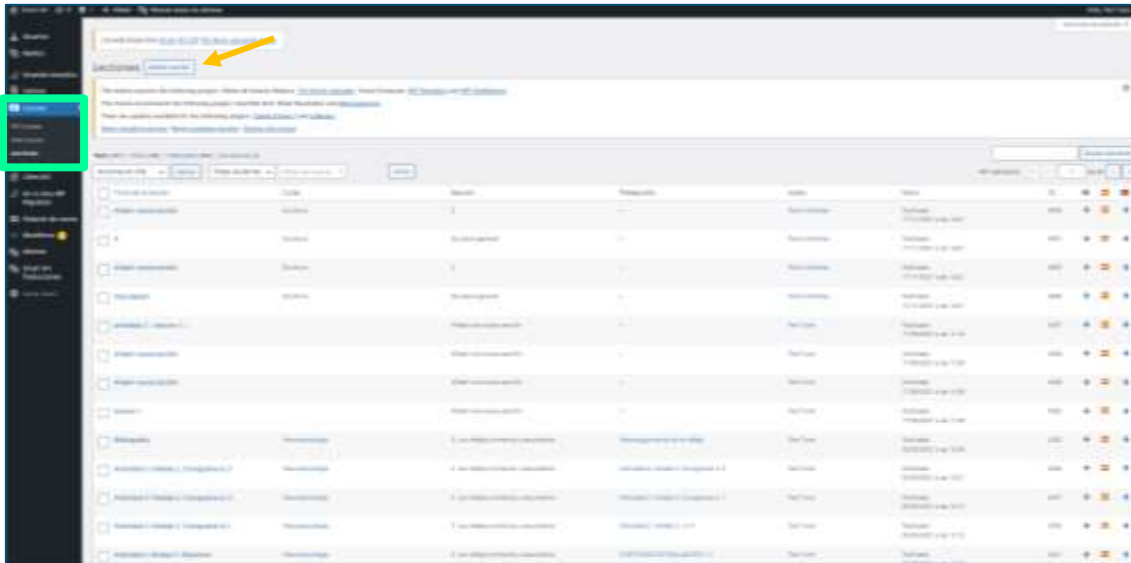
Different courses can be registered from the administrator role, where the author and instructors are reflected.



To add it, just go to add course.

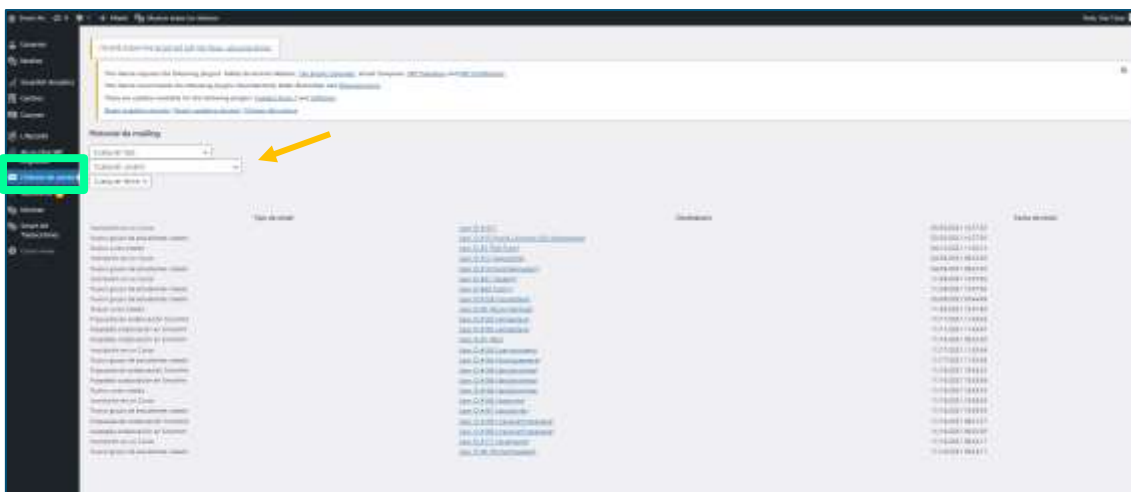


Also, you can add lessons within each course just go to add lessons.



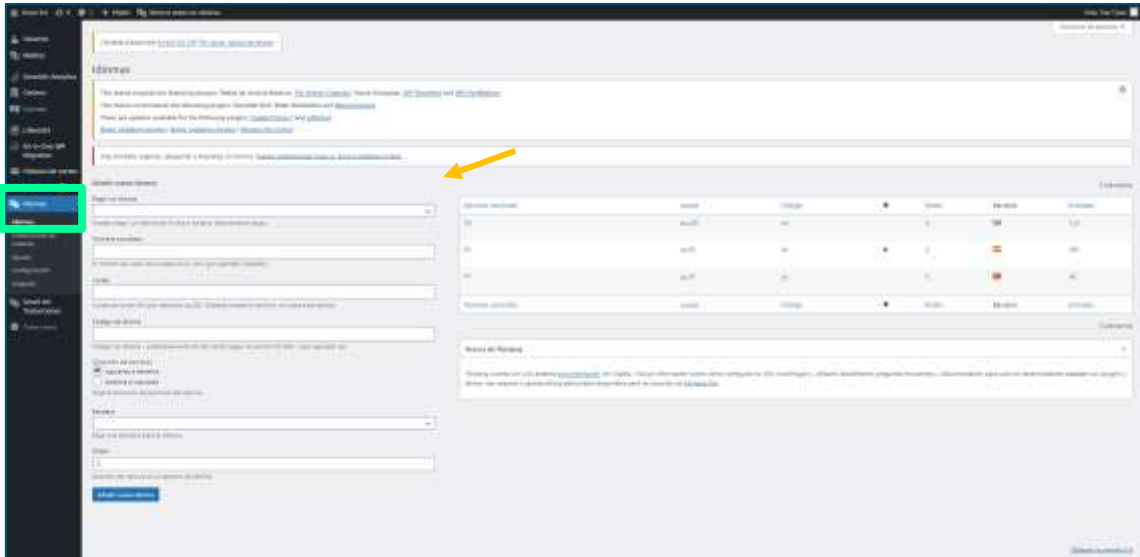
1.6. Mail history

Another important functionality is the email history, you can search for emails by date and time, by user, by email address and by email address.



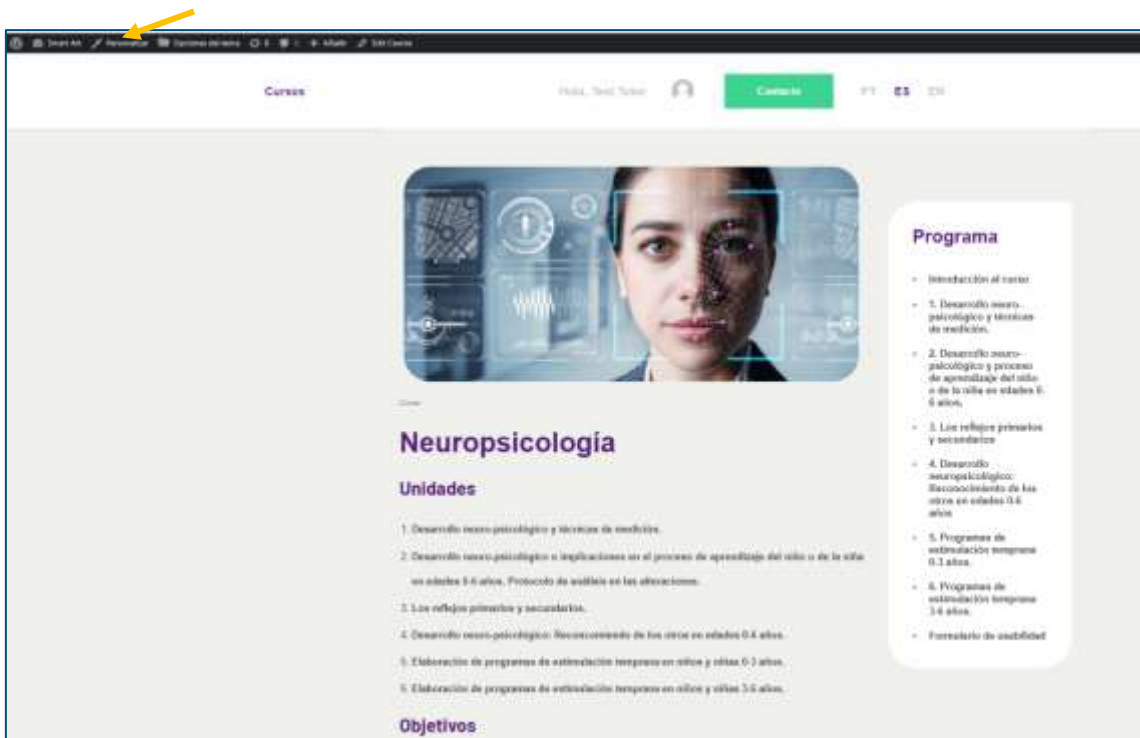
1.7. Languages

Another important functionality is the languages section where we can choose the languages in which the lessons and courses will be displayed.

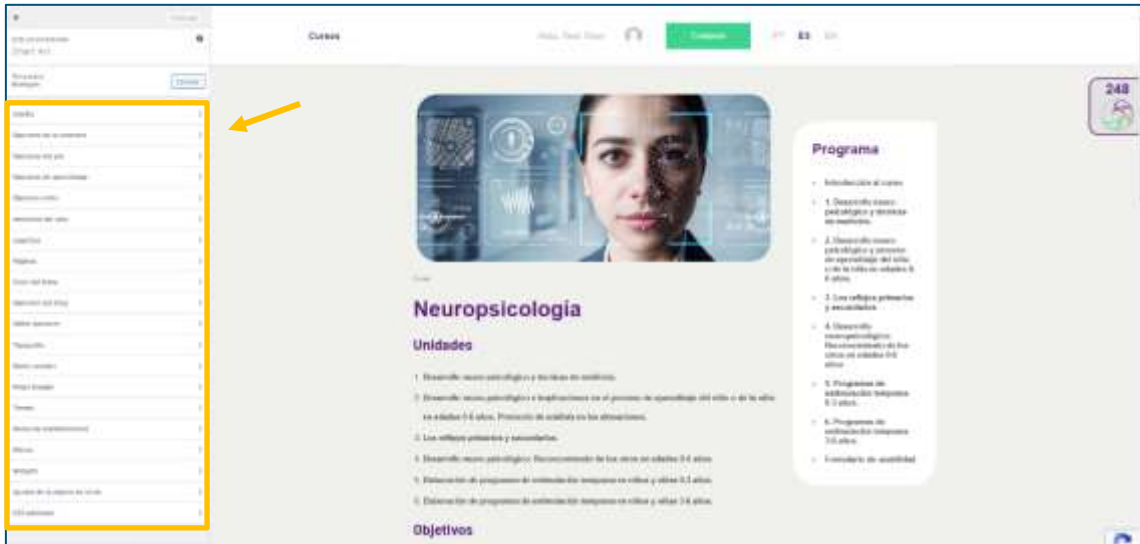


2. Working within a course

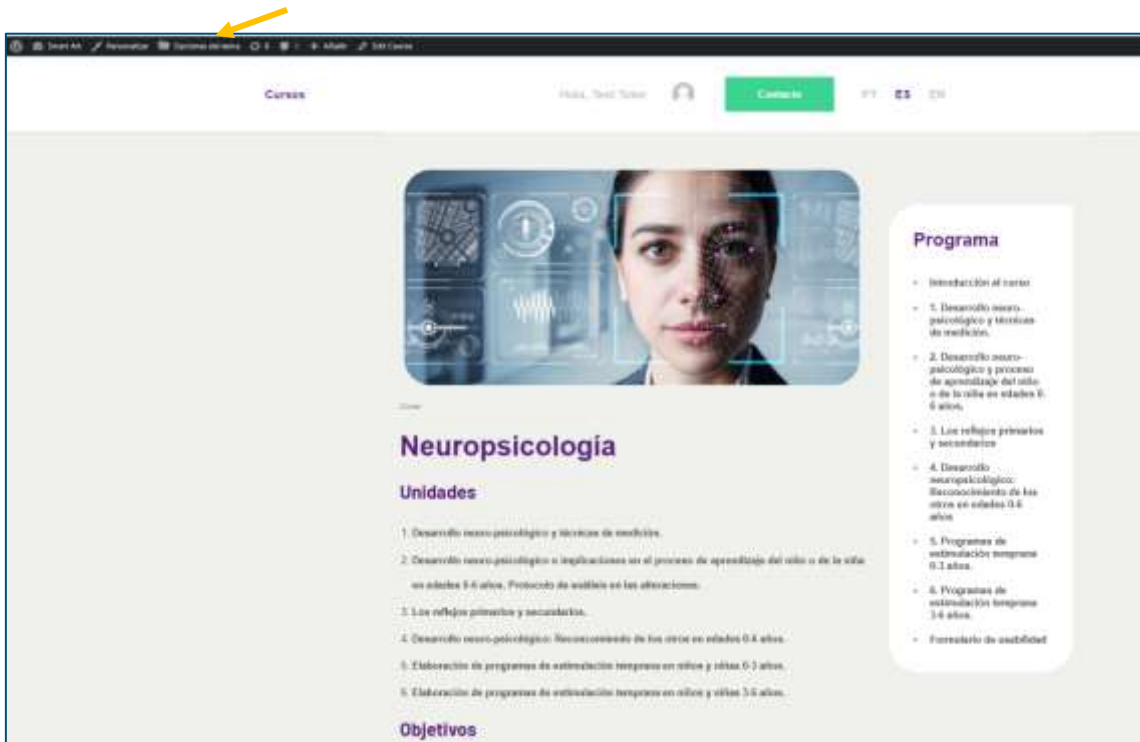
Once the course has been created, it can be customised.



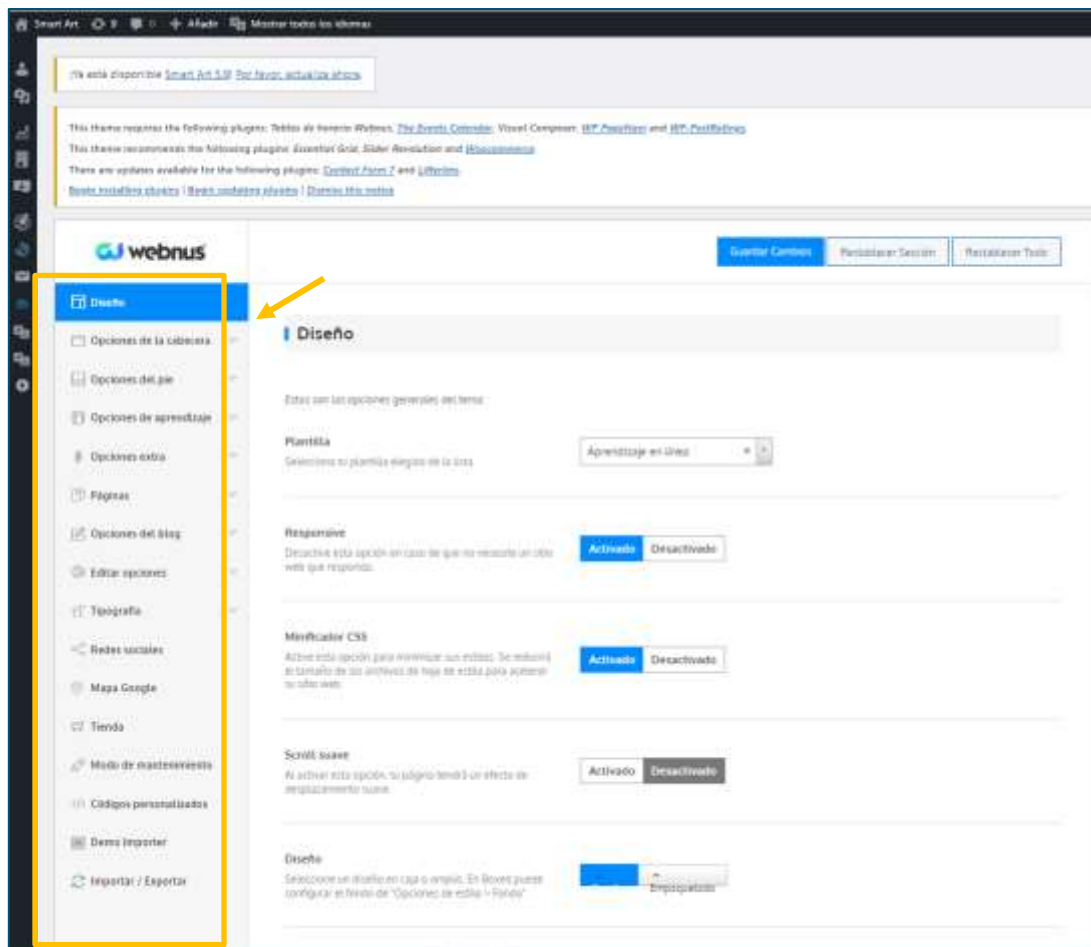
Customisation refers to layout, header options, footer options, etc.



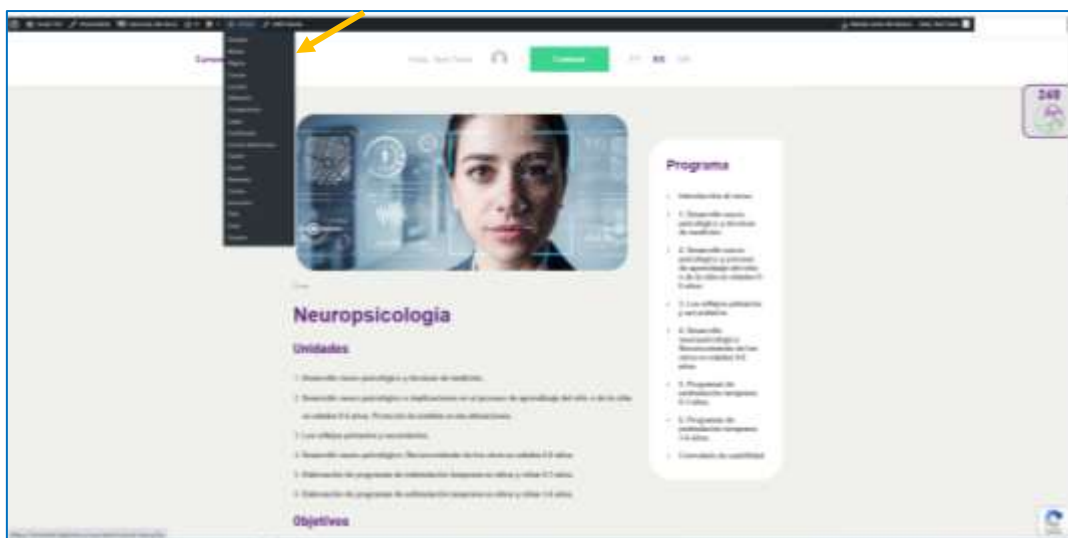
Another functionality is the theme options



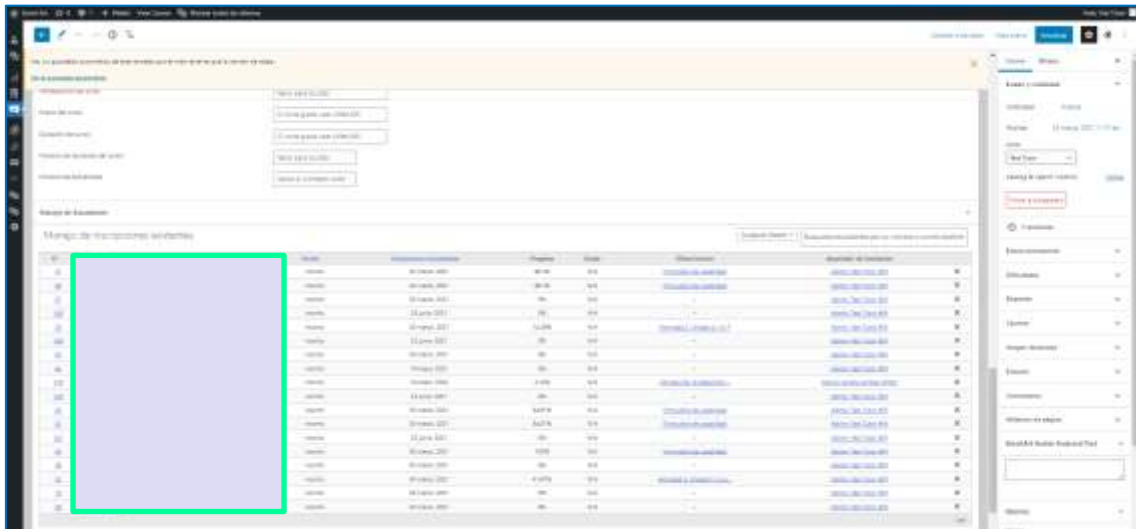
These allow different functionalities of the design.



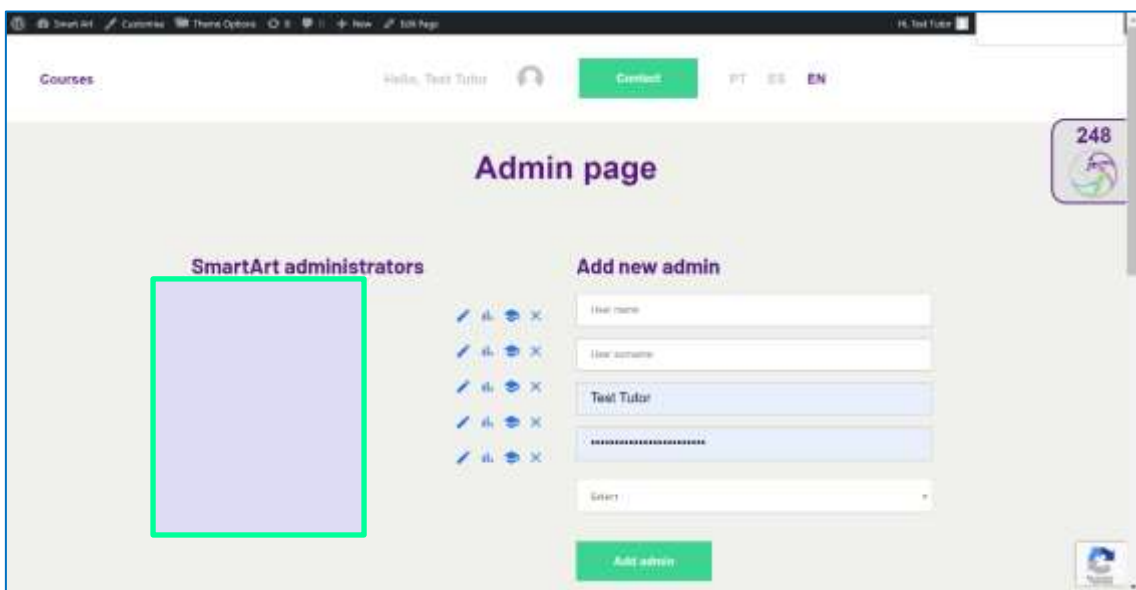
Another functionality is the ability to add entries, media, resources, lessons, etc.



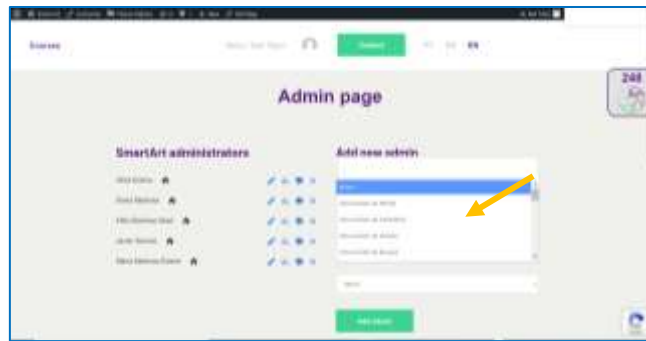
It is also possible to edit the course and see the interactions on the platform made by enrolled users.



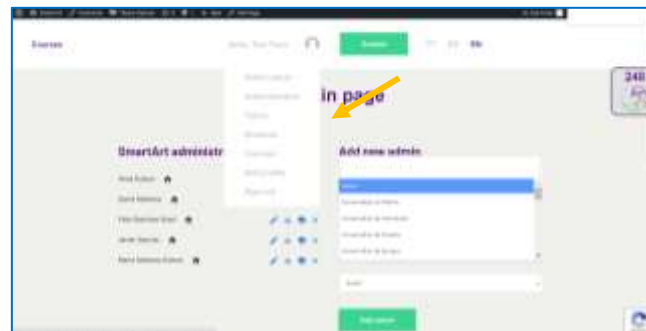
Create tutors from the centre administrator role.



If this administrator has created several centres, he/she will be able to assign the tutor to the centre that corresponds to him/her.



It will do the same for students and courses.



From the administrator and tutor roles you can access the user statistics that allow you to see the evolution of the students in each of the courses.

Universidad do Minho
No SmartArt courses found for this center. Please add one.

Universidad de Valladolid
No SmartArt courses found for this center. Please add one.

Universidad de Oviedo
No SmartArt courses found for this center. Please add one.

Universidad de Burgos
Tutor 1
Student

Universidad Abierta

Referral center:

Tutor who will teach it:

Course start date:

Course language:

Student emails:

26-11-2021 X X

Admin page

Student

Universidad de Burgos

Escultura

0%

[View lessons](#)

La fisica del movimiento

0%

[View lessons](#)

Monasterios

2.7%

[View lessons](#)

Neuropsicología

0%

[View lessons](#)

Monasterios

2.7%

View lessons

[Introducción](#)

[Orígenes](#)

[Concepto y función principal](#)

[Concepto y función principal](#)

[Otras funciones](#)

[Monasterio y sociedad](#)

[Los Benedictinos I](#)

[Los Benedictinos II](#)

[Los Cistercienses I](#)

[Los Cistercienses II](#)

[Los Cistercienses III](#)

[Crucigrama – Monasterio I](#)

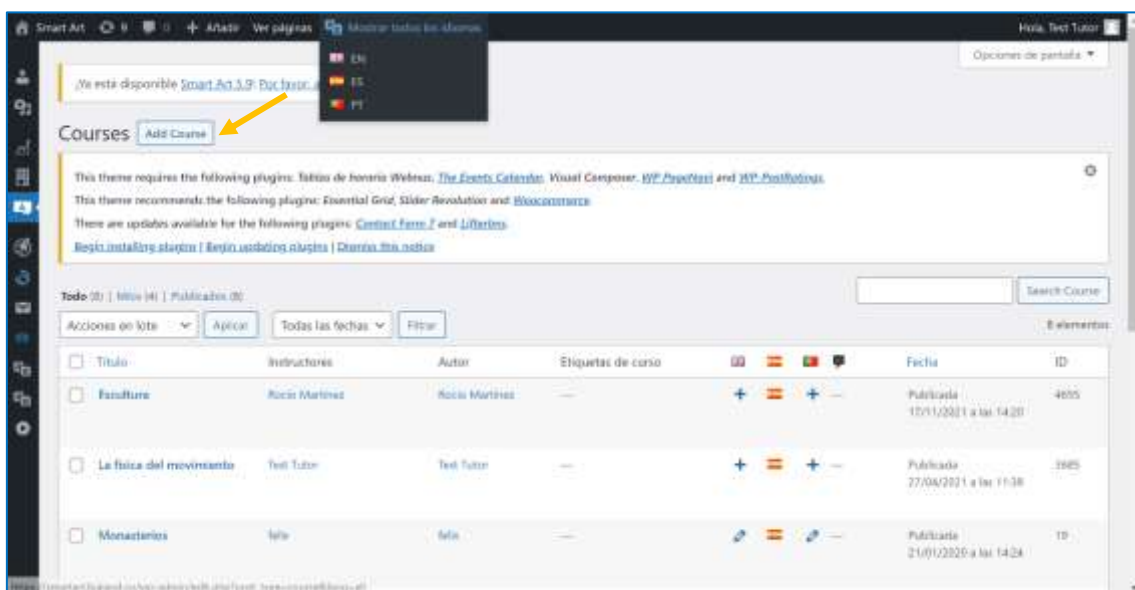
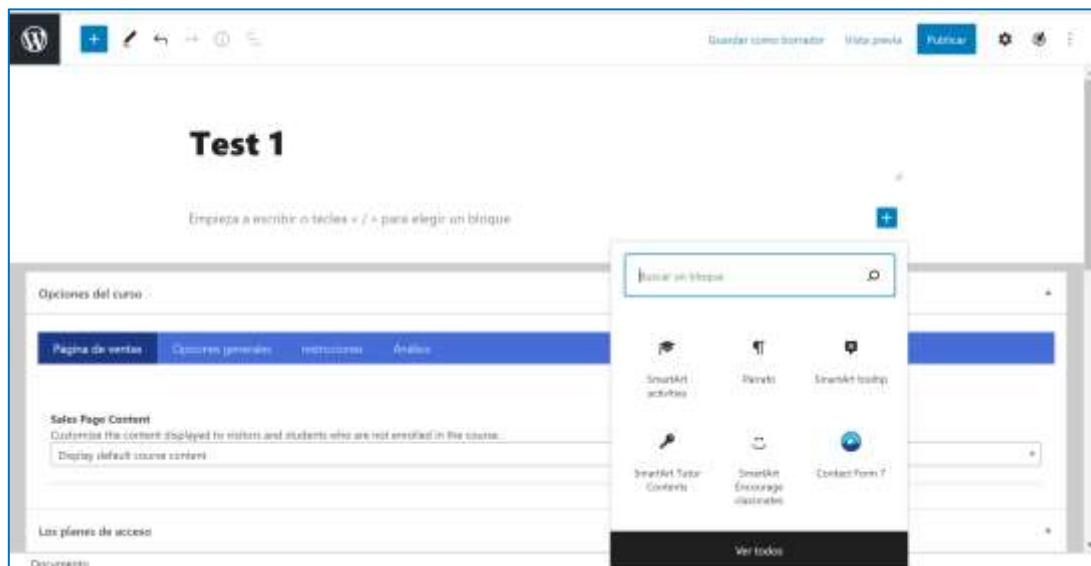
[Situación](#)

[Situación y organización del espacio](#)

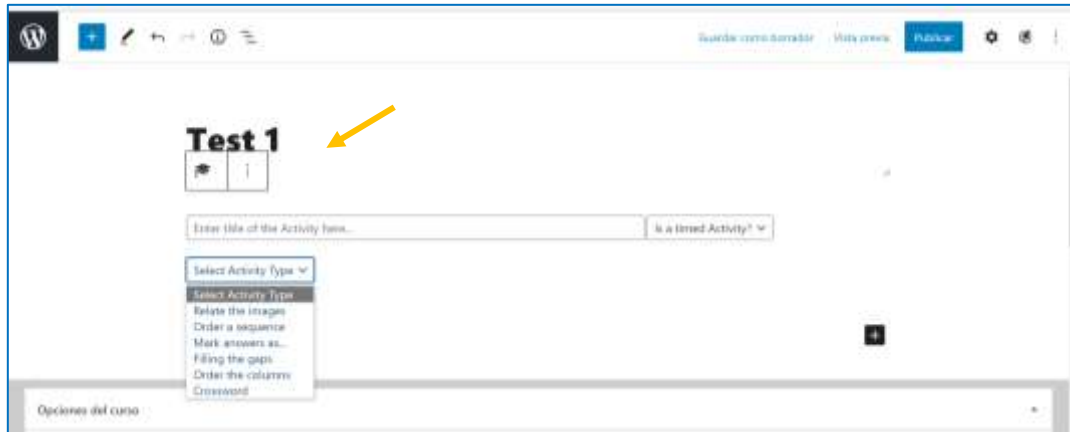
[El Claustro y sus funciones I](#)

2.1. An example

Add courses in the languages you have selected, then you can include either activities, paragraphs, SmartArt tooltip, SmartArt contents, SmartArt Encourage classmates.

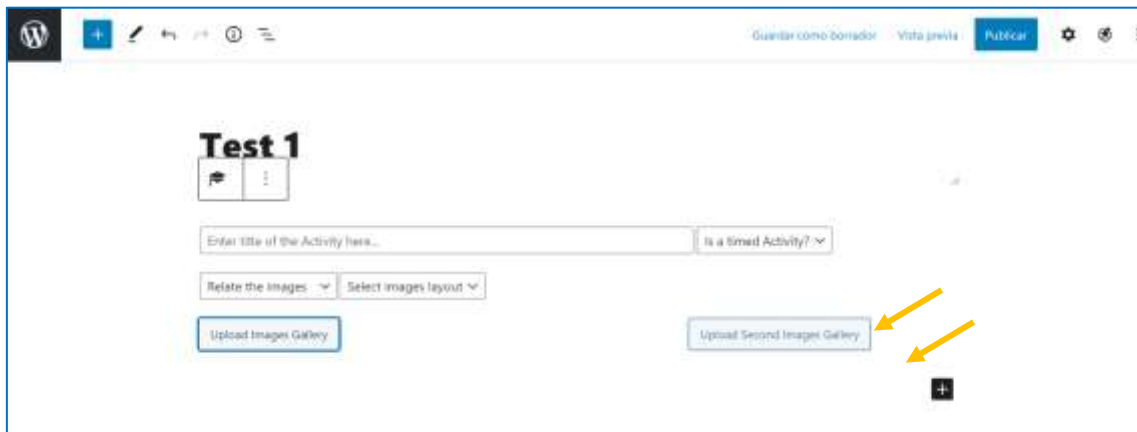


In SmartArt Activities you can choose the type of activity to include.

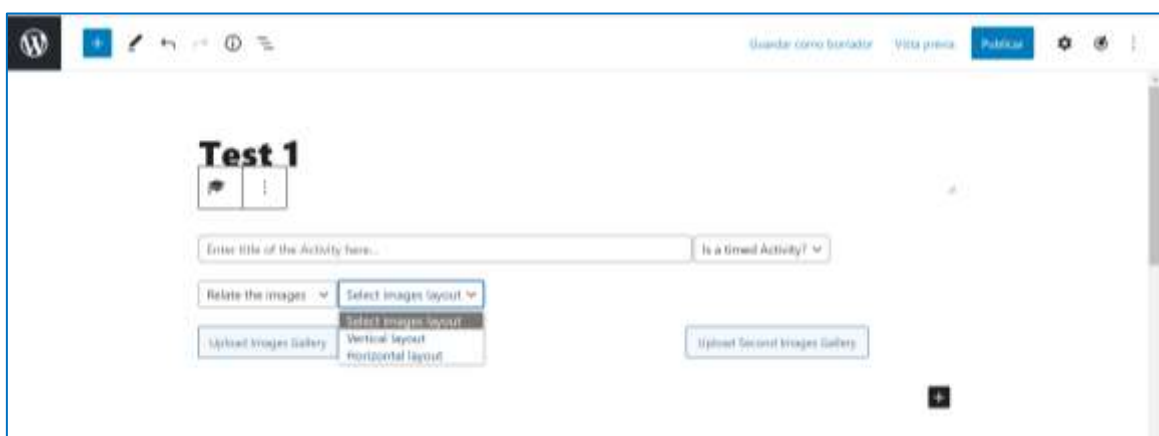


Relate images

You can include images from the gallery or upload new images.



Images can be included in vertical or horizontal position.



The image may be timed or untimed.

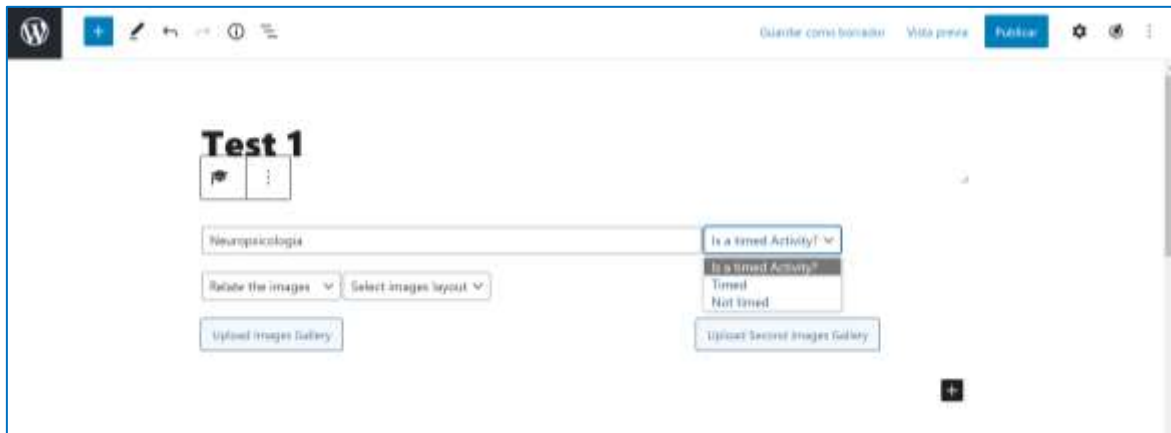
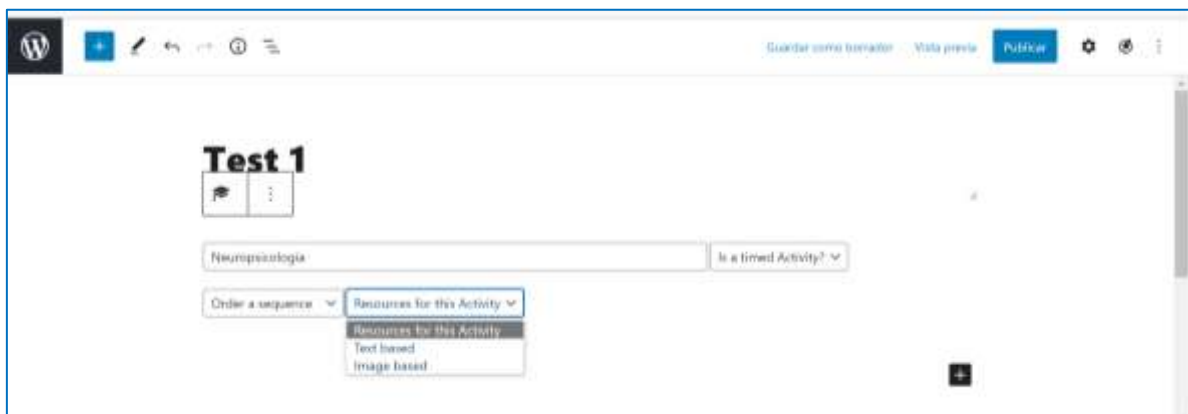
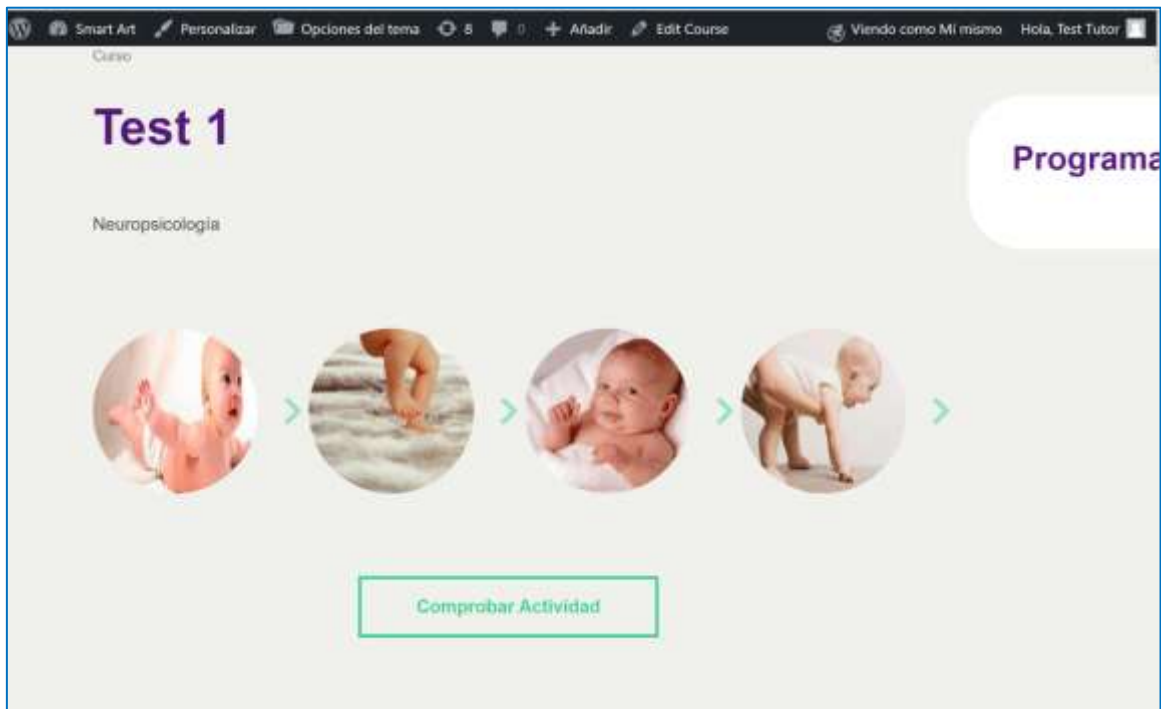


Image sequence

The order of the image sequence can be set.

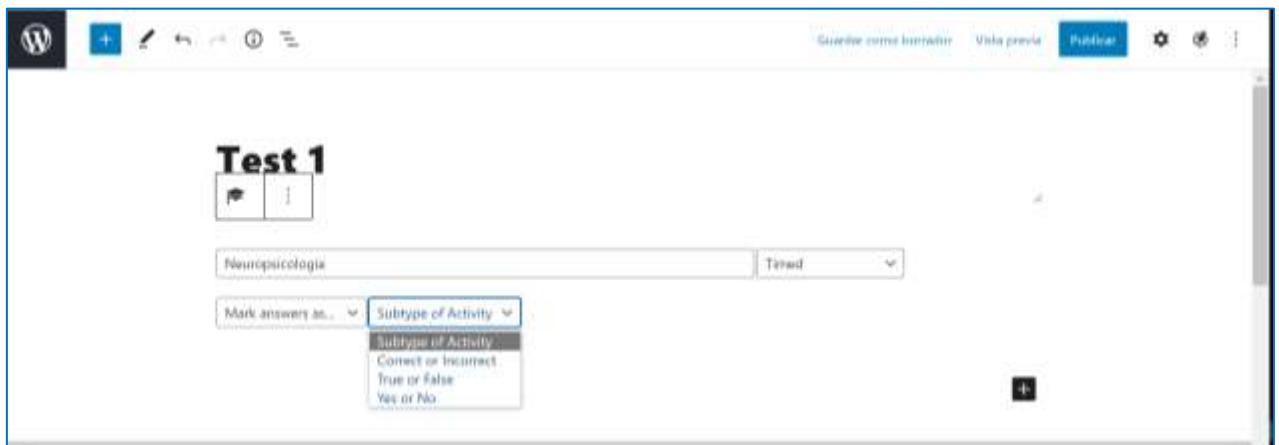


The selection will appear as follows on the platform.



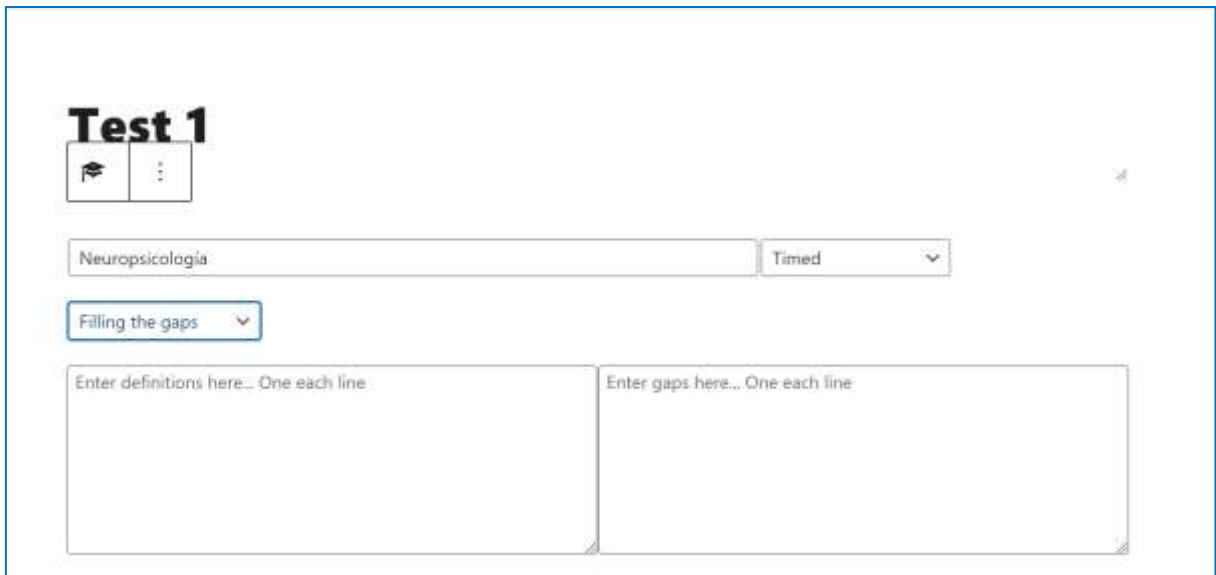
Mark the answer

You can also choose to ask questions by marking right-wrong, true-false or dichotomous yes or no answers.



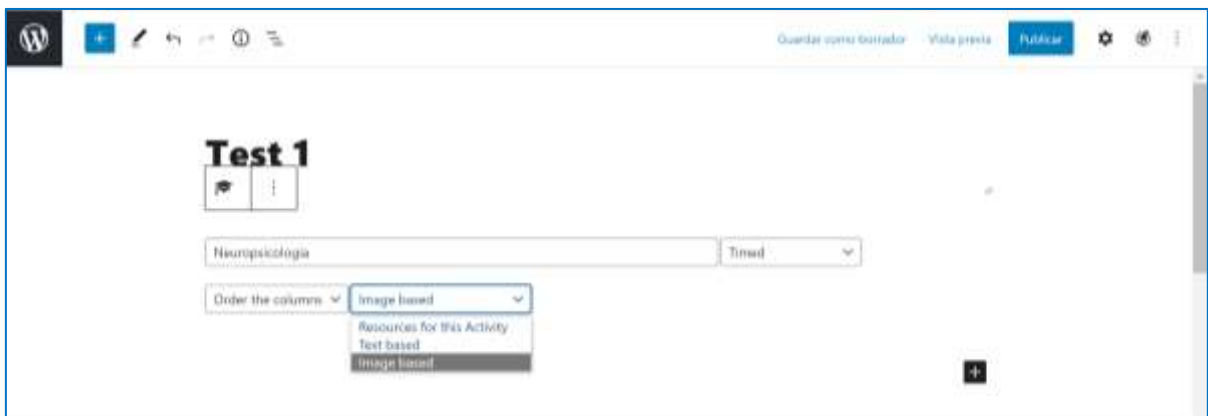
Fill in the gaps

Likewise, text with gaps can be included for the user to fill in the appropriate word.



Sort columns

Similarly, you can sort columns with text or with images or both.



Once updated we can go to the course and within it to the course manager from which we can create the scheme of the course, i.e. the sections it will have and within them the lessons to be included.

Course Bloque X

Atributos de pagina

SmartArt Avatar Featured Text

Idiomas

Idioma

ES

Traducciones

+

+

Gestor de Cursos

Ir al Gestor de Cursos

Smart Art. + Añadir Mostrar todos los idiomas

Test 1

AGREGAR ELEMENTOS

+

+

+

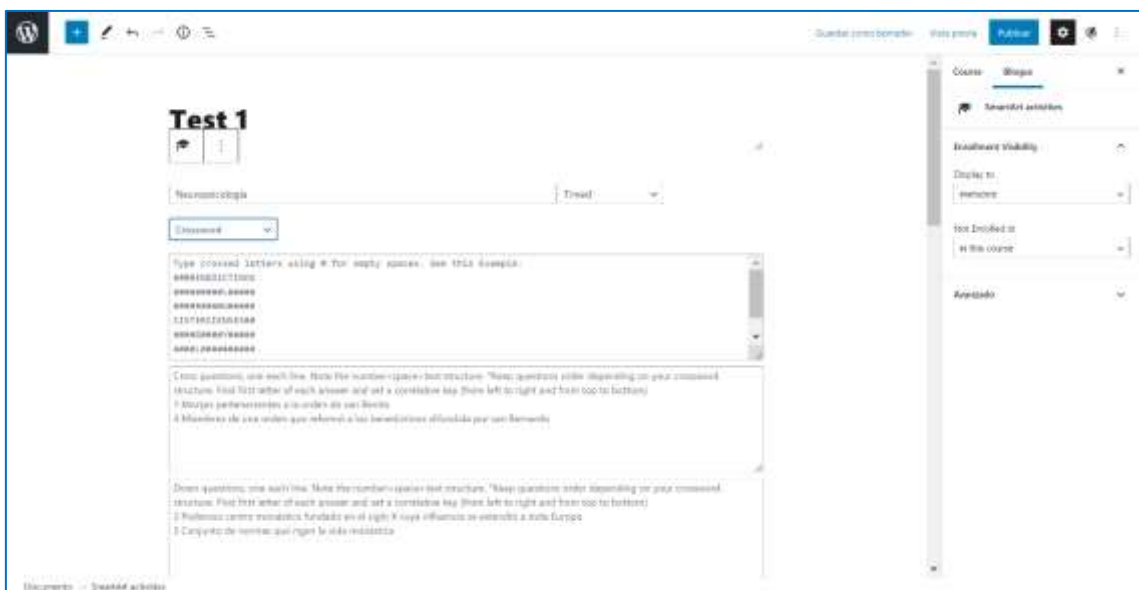
Expandir todas Contrair todas

Gracias Salir



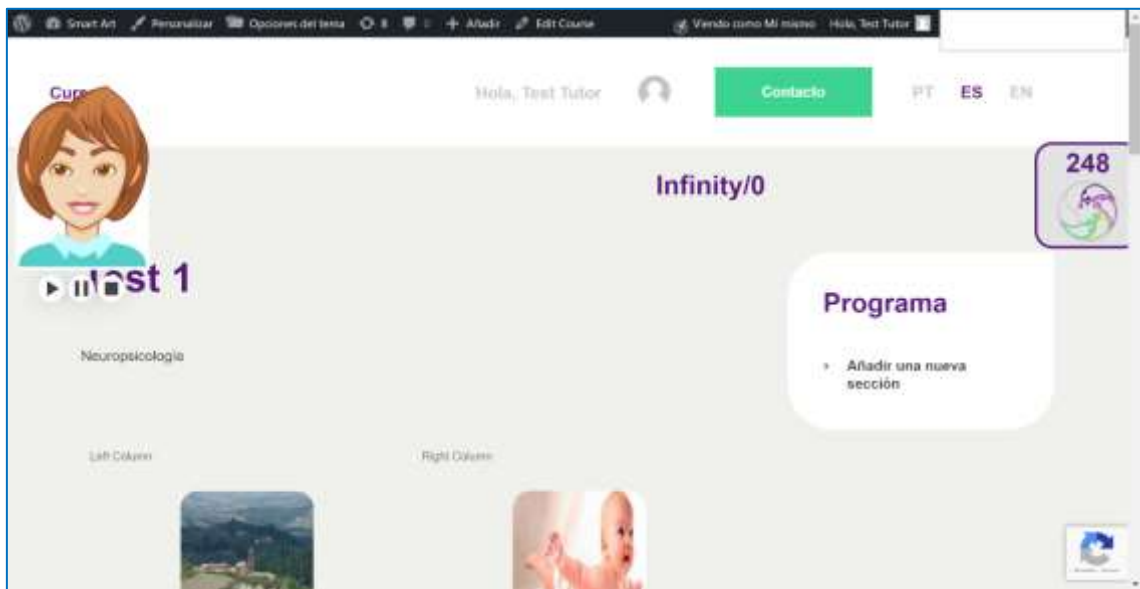
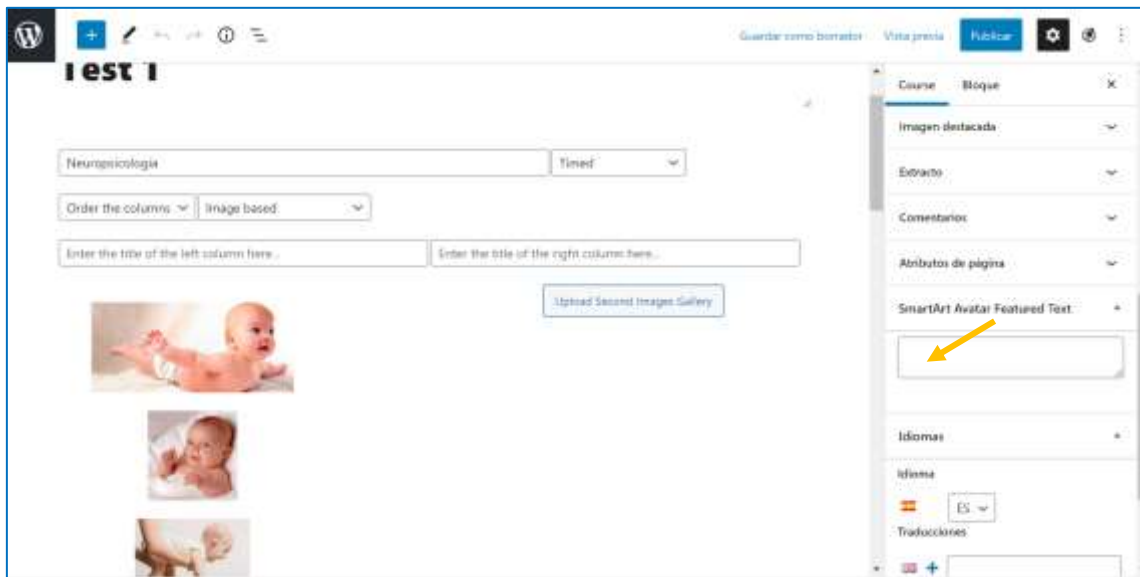
Crossword

Crossword puzzles can be designed to test learning.



Avatar

We can also include an avatar to guide the learning process, in the SmartArt avatar box you can enter the text you want the avatar to say.

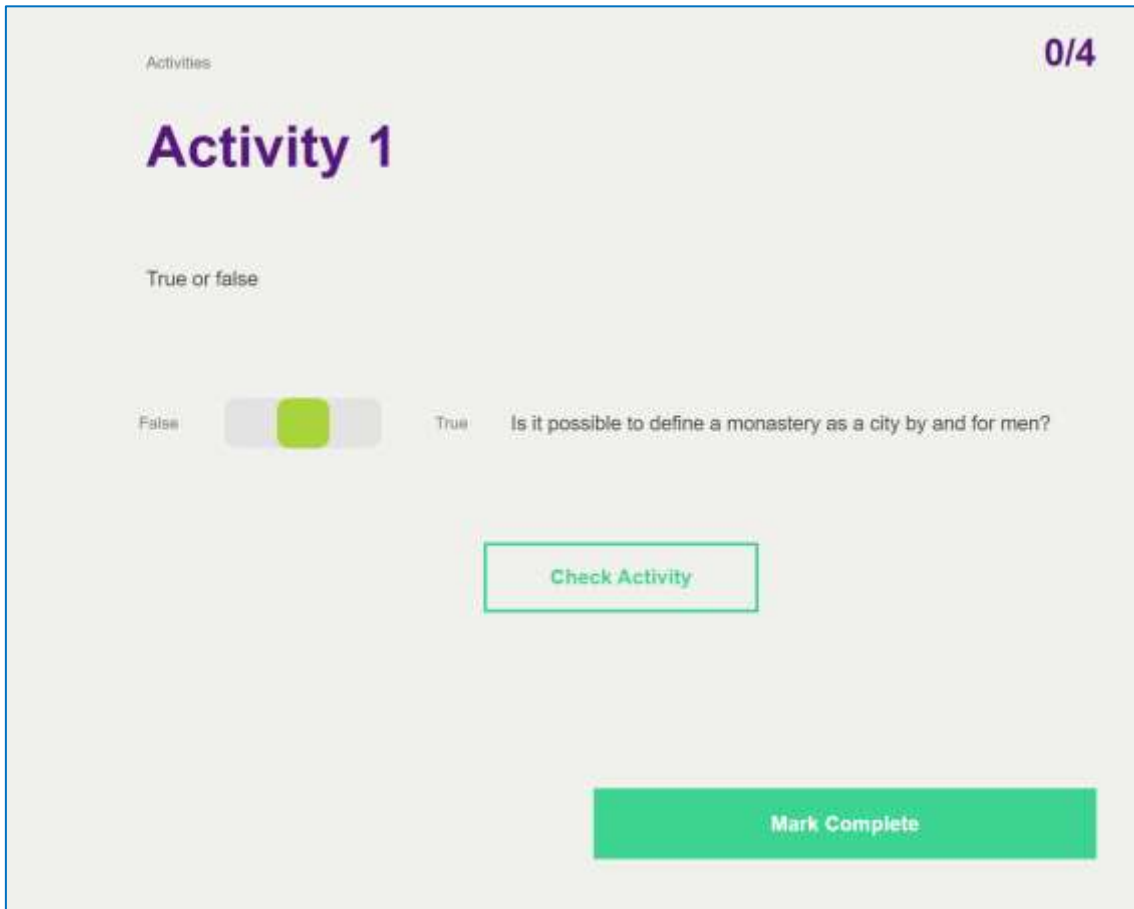


2.2. Functionalities in a created course

Relate images

The student can relate images with the help of an avatar.

Preguntas de verdadero-falso



Activities 0/4

Activity 1

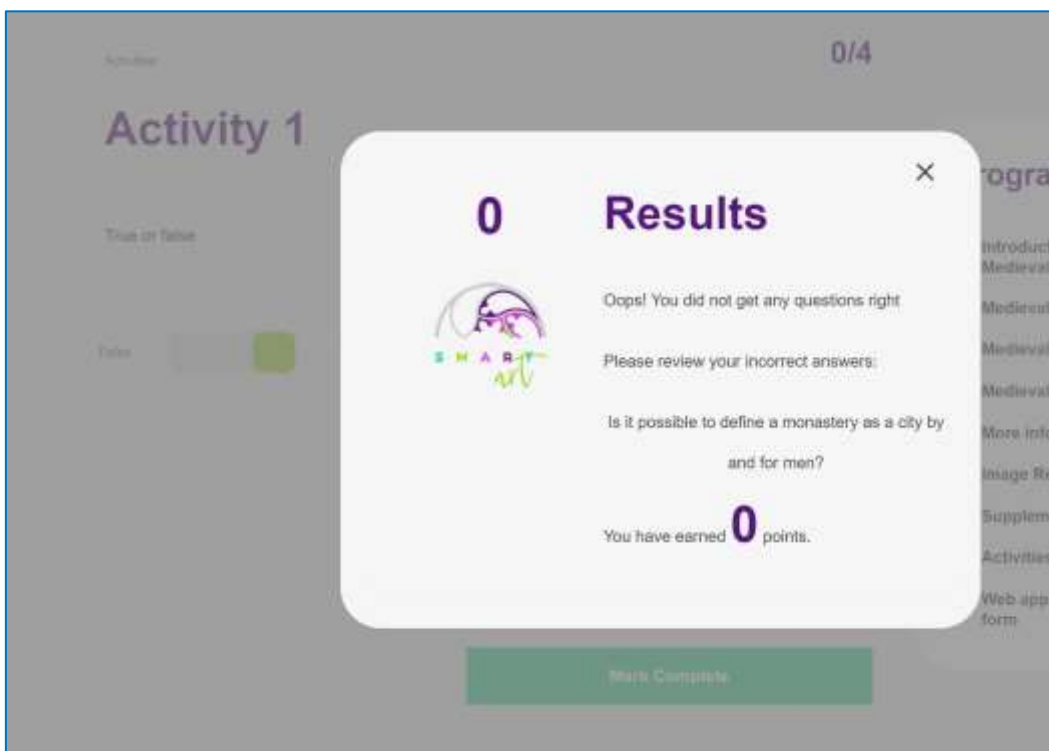
True or false

False True Is it possible to define a monastery as a city by and for men?

[Check Activity](#)

[Mark Complete](#)

The user can check the answer and gets feedback on whether the answer is correct or incorrect. If the answer is correct, in addition to the text feedback, there is a sound of applause.



Activities 0/4

Activity 1

True or false

False True Is it possible to define a monastery as a city by and for men?

[Check Activity](#)

[Mark Complete](#)

✕

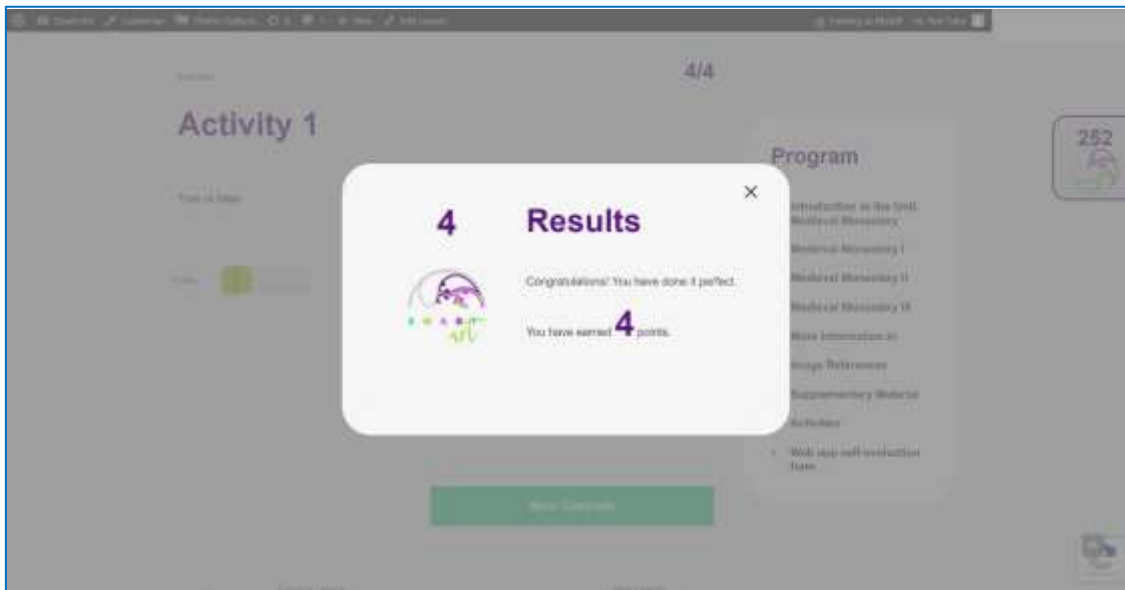
0 Results

Oops! You did not get any questions right

Please review your incorrect answers:

Is it possible to define a monastery as a city by and for men?

You have earned **0** points.



Sort columns

Activities 2/4

Activity 2

Join the word with its related definition

Religious / spiritual	Places of common living under one rule
Self-sufficient character	
Cultural	Guardians of knowledge
	Idyllic location
Economic	Burial place for nobles

[Check Activity](#)

Activity 20



A.



B.



C.



D.

Associes each image with a component of a monastic ensemble.

C

Church

B

Refectory


D

A

Dormitory

Crossword

Cross-Word – Monastery III



Across

- 1 If in a Benedictine monastery the refectory is arranged parallel to the cloister's bay, in a Cistercian monastery it will be
- 3 Members of an order that reformed the Benedictines spread by St. Bernard.
- 4 Space reserved in the monastery for copying or writing books.
- 5 The cloister is a prefiguration of the
- 6 Space around which the organization of the monastery revolves.
- 9 Monks belonging to the order of St. Benedict
- 10 One of the four elements that form the ancient world, according to Greek philosophy, present in the cloister through the fountain or well

Progress bar

The learner and teacher can track progress by self-monitoring and monitoring, respectively.



Course

6.85%

Monastries

Further information

The development and operation of the Virtual Learning Classroom (VLE) can be seen in the following video <https://bit.ly/3LR90nm>

The materials implemented in the VLE are freely accessible and can be downloaded in different languages (Spanish, English and Portuguese) at the following links:

English <https://bit.ly/3rcAJGP>

Portuguese <https://bit.ly/3s50MQs>

Spanish <https://bit.ly/346a5q9>

